

Intro to Articles

Articles are a fast way to expand your tech knowledge.

The goal is to share deep **technical knowledge** on **specific topics**. Articles are not commentary or opinion pieces.

Featured Articles are Apeon's recommendations for you. To see all the Articles, select a category below.

Easily find what **type** of technical Article it is and the **product** it relates to in the **Details** section.

Home Q&A CodeXchange **Articles & Blogs** Webinars Resources MVP

You are here: Home > Articles & Blogs

- Appeon's Blog
- Featured Articles**
- Tips & Tricks
- Tutorials

Featured Articles

PowerBuilder 2017 R2 New Feature: Git source control support

Details

Written by Bruce Armstrong
Parent Category: [Tutorials](#)
Category: [PowerBuilder](#)

Published: 09 February 2018
Created: 09 February 2018
Last Updated: 11 July 2018
Hits: 86

★★★★☆

In a [previous blog article](#) we looked at the new feature of PowerBuilder 2017 R2 for Subversion source control support. In this blog article we're going to look at a very similar feature, Git source control support. I'm not going to go through the history of source code support in PowerBuilder again, I'd refer you to that previous blog article for that. We're going to dive straight in to how the Git feature works.

Setting up Git

For this demo, we're going to use [Bonobo Git Server](#). One reason I like it is because it provide a web based admin console for managing the server, so I don't have to use the Git command line to do that.

Because it's an ASP.Net application, the machine where we're going to install it must have IIS and the .Net Framework 4.6 installed on it. To install Bonobo Git once you've downloaded it you simply need to:

[Read more](#)

2 Comment 86 Views

Tags are so everyone can easily find your article

4 Comment 3 Views

Revisiting Continuous Integration with PowerBuilder 2017, Bonobo Git and Jenkins

Details

Written by Bruce Armstrong

Parent Category: [Tutorials](#)

Category: [PowerBuilder](#)

Published: 19 December 2017

Created: 19 December 2017

Last Updated: 10 July 2018

Hits: 3

[Git](#) [OrcaScript](#) [PowerBuilder](#)

★★★★☆

You can also select from a list of tags...

Find Articles by Tag

[PowerBuilder](#)

[DataWindow](#)

[InfoMaker OLE Git](#)

[Class COM TFS OrcaScript](#)

[PBDOM](#)

Click on any tag to see the articles with that tag...

Add keyword **tags** that are relevant to your article so others can **easily understand** what your article is about. You can add as many tags as you need that will better **help identify** key topics related to your article.

I also coded the API function MessageBeep. The MessageBeep function plays the sound associated with an Icon (Exclamation!, Stop!, Information!).

You can download the code example from my website:

p

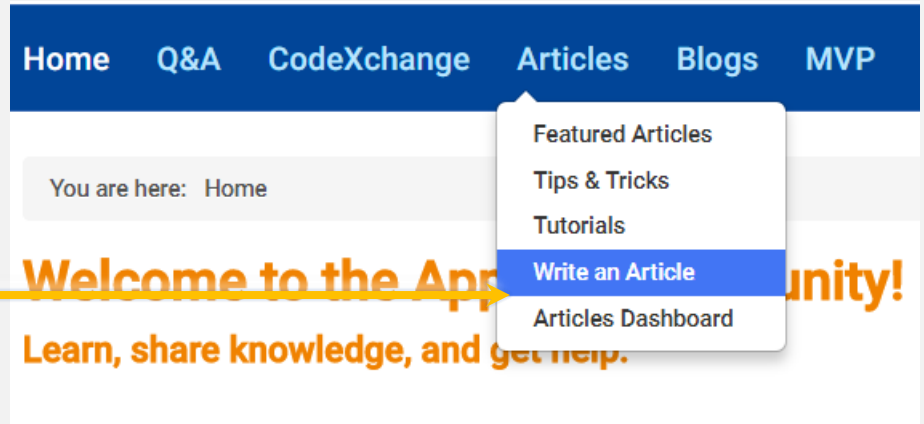
Words: 163

Toggle editor

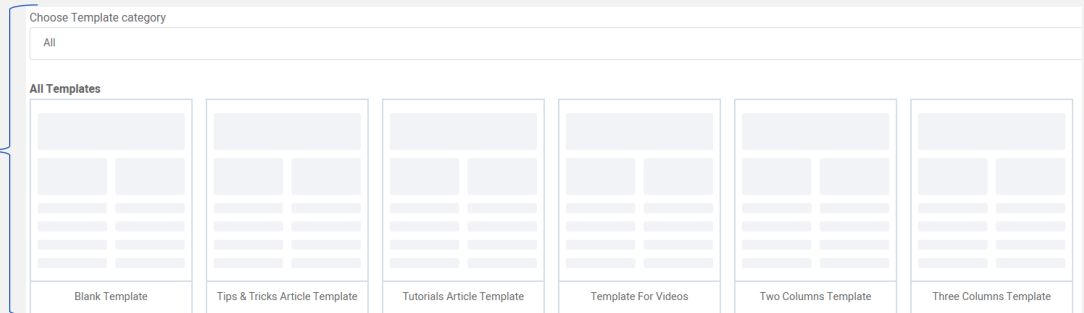
Tags

Write articles easily with our templates and tools!

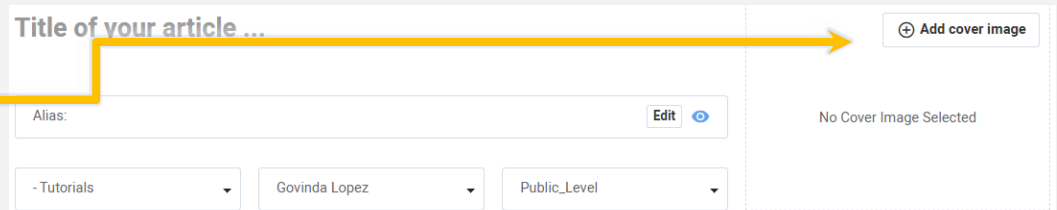
Write an article in a matter of **minutes** without any fuss.



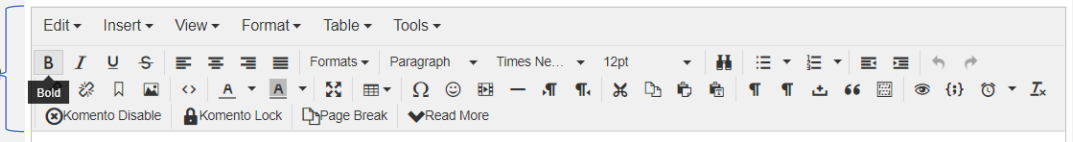
Select a **template** for an easy start...



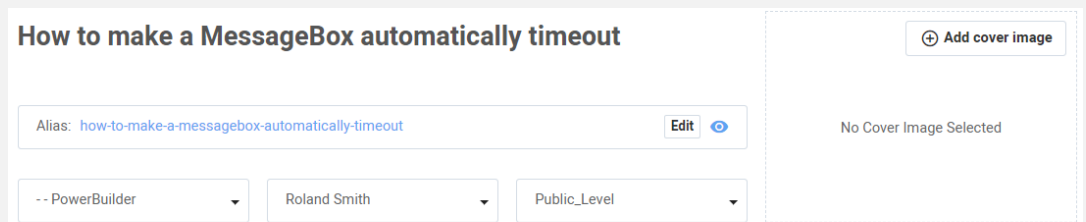
Add a **cover image** to make it more attractive.



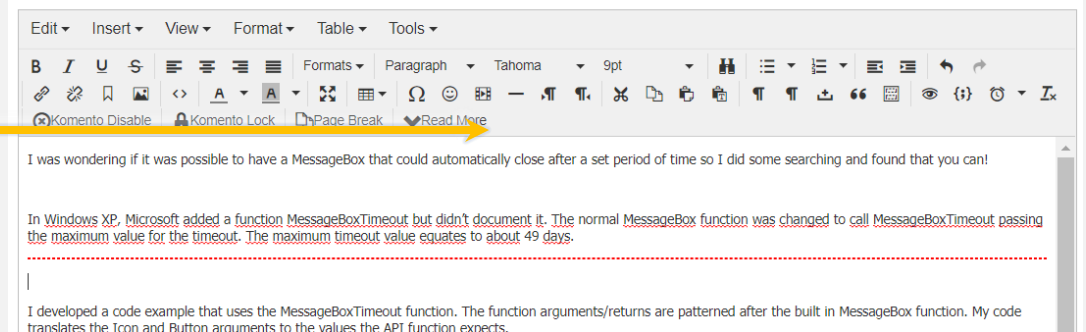
Use **rich tools** for an **awesome article!**



Remember to add a **“Read more”** entry to attract readers.



The **“Read More”** place holder will **appear** in the **editor** like this...



Give feedback so more articles are created to your liking!

Please rate the article based on the usefulness of the topic and content.

You can also ask questions or give suggestions to the authors.

Don't forget to subscribe to stay tuned!

Become a hero... by sharing your knowledge or expand your knowledge.

The screenshot shows a web article titled "PowerBuilder 2017 R2 New Feature: Git source control support" under the "Tutorials" category. The article details include the author Bruce Armstrong, parent category Tutorials, and category PowerBuilder. It lists publication dates (09 February 2018) and a last update date (10 July 2018), with 5 hits. A rating system shows 5 stars selected, with a "Vote 5" dropdown and a "Rate" button. Below the article is a "Leave your comments" section with a rich text editor (including bold, italic, underline, link, image, table, list, code, and emoji icons), a text area for writing a comment, and a "Submit Comment" button. A checkbox for "Also subscribe me to this thread" is also present. The user is identified as "Govinda Lopez".

[Write an Article](#)

[Find an Article](#)

Keep track of all your articles in one place ...

[Articles Dashboard](#)