

Intro to Q&A

Getting help and sharing knowledge, made simple.

The Q&A section is meant for **getting answers** to your questions, quickly and easily.

The screenshot shows a Q&A interface with a search bar at the top. Below the search bar are tabs for 'Categories', 'Recent', and 'Tags'. A filter bar shows 'All', 'Unresolved', 'Resolved', and 'Unanswered' questions, with a 'Latest' dropdown menu. Two question cards are visible. The first card is titled 'Dropdown Listbox' and has 1 reply, 6 views, and 1 vote. The second card is titled 'Can I try Power Builder 2017 R2 via proxy server ?' and has 2 replies, 41 views, and 0 votes. Annotations include an orange arrow pointing to the filter bar labeled 'Filter questions...', an orange arrow pointing to the question text labeled 'Ask a question...', and an orange arrow pointing to the answer area labeled 'Get answers...'.

Get answers for your Apeon project questions.

Ask questions about **real problems**. The more specific your question and the more details you provide, the better the chances of getting a good answer.

Good questions:

- Application & coding techniques
- Usage of specific product features
- Installation & configuration troubleshooting
- Third-party software integration

Don't make **discussions** or ask for **opinions**. Objective technical answers make for a thriving developer community.

Bad questions:

- Repeated questions (*try searching before asking*)
- "Marketing" of any kind (*including trial or starter versions*)
- Not related to Apeon products
- Not a "real-life project" issue (*avoid discussions*)

Tags are so everyone can easily find your question.

Add keyword tags that are relevant to your question so others can easily understand what your question is about. You can add up to 10 tags that will better help identify key topics related to your question.

Tags
Add keywords tags that are relevant to your question so others can easily understand what your question is about.

0/10 Allowed Tags

Cancel and discard **Submit**

Search Q&A...

Categories Recent Tags

All Unresolved Resolved Unanswered Latest

Dropdown Listbox 1 reply 6 views 1 vote

Resolved New Misc

Last updated was 2 minutes ago · Govinda Lopez replied 1 hour ago

Hi all, Can you please tell me how to add a new value in a dropdown listbox during the runtime ? i am new to powerbuilder so can you also specify which event should be used for this? SCENARIO: We have a datawindow containing a dropdown listbox 'xx...'

Controls DataWindow Functions Infomaker

w x InfoMaker

Click on any tag to see the questions with that tag...

You can also select from a list of tags...

Find Questions by Tag

ODBC SQL .NET Assembly
Orcascrip Json Appeon Mobile
PDF PowerServer Consuming Web
Services OLE .NET Runtime
Performance license SQL Server
Git Oracle PowerServer Mobile 64-
Bit PowerServer Web PFC
Database

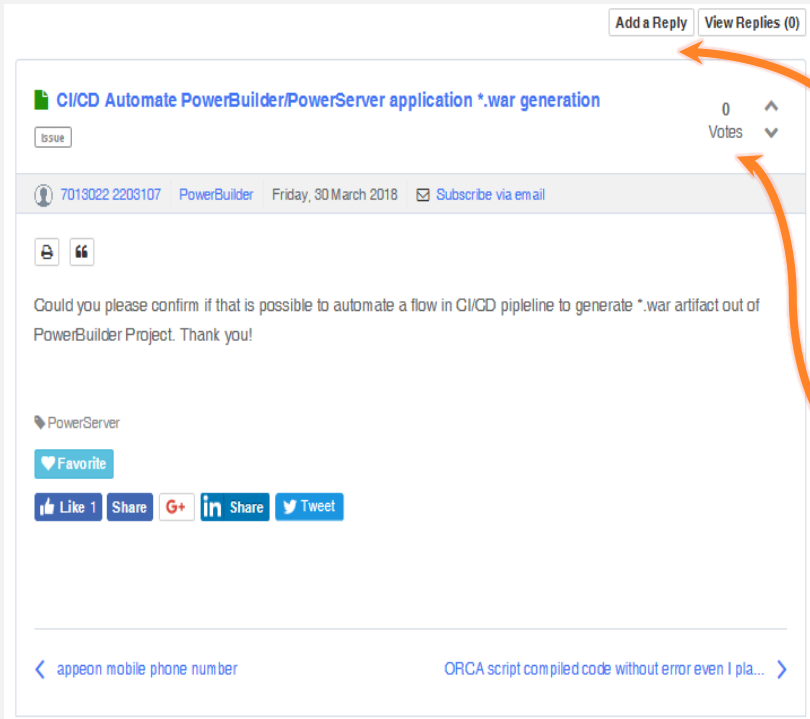
DataWindow

Appeon Web

Infomaker TFS SVN SCC

Deployment PBNI

Help others by sharing your knowledge.

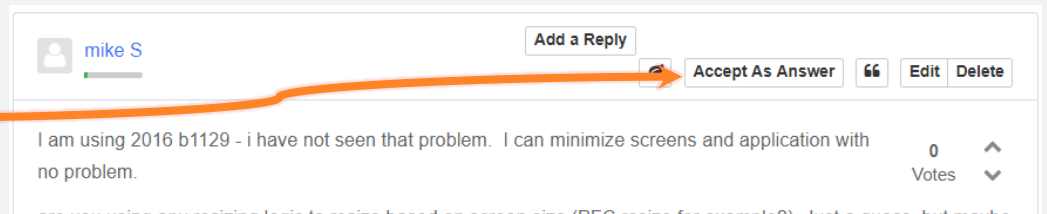


If you know the answer then please **share it!** Even if a question already has an answer, the better answers we have, the greater of a community we build together!

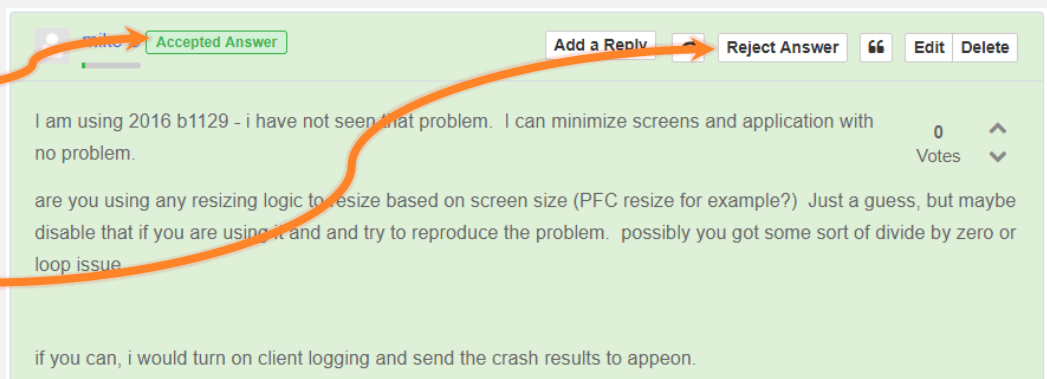
Do you think this question is helpful? Do you have the same question? **Rate it!** Help others easily find valuable questions and answers.

Got your question answered? Give credit so help keeps coming!

Let the community know that an answer **rocks!** Mark an answer to your question as the **“best answer”**.



That will **raise** that answer to the top, and both you and the person who answered it will **earn points!**



If you change your mind about the answer you marked as **“best answer”**, you can also **“Reject Answer”**. Keeping things true makes the community real.

Become a hero... by helping others with their questions or ask your own questions.

[Answer Questions](#)

[Ask a Question](#)

Keep track of all your questions in one place.

[My Questions](#)